



NEXT MEETING: Tuesday, 13 September @7:30 @ 9th and Lincoln



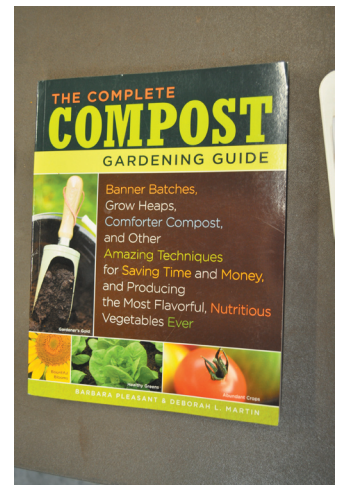

PROGRAM: Mini Show—open to all. Usual categories PLUS one arrangement each. Special Junior Section: Large, med, open centered. Who will bring goodies to share with your fellow DSCers?

VENI VEDI VERMI?

Booka Alon from kitchengardens.com and the Hayes Valley Farm, entertained us with “Vermi Love,” a slide show and demonstration on growing worms in your kitchen. An advocate of Permaculture—growing edible plants everywhere—Booka related that the night crawler is one of the most studied organisms on our planet. However, California Red Wigglers, *eisenia fetida*, not night crawlers, populate most worm bins. Wigglers do NOT eat kitchen waste per se; rather they digest the bacteria and fungus which grows on decomposing items. Wigglers do not fancy meat, dairy or citrus, but relish devolving veggie scraps, leaves, or grass cuttings. Coffee grounds and egg shells help wigglers grind up other garbage. You can purchase worms by the pound. Because worm operations have become more popular, the price per pound has dropped from \$25 to \$8-12 depending on volume. Within 3-6 months during warmer weather, you can build up your wriggling population so it will efficiently process a typical “cooking” family’s scraps. Booka suggests freezing surplus



quantities of refuse for “non-cooking” times. While she demonstrated a small kitchen box of happy worms, she showed us pictures of a huge worm farm in Cuba where they grow in 50 foot long mounds, producing valuable POUNDS of worm castings every day. How to harvest your black gold? Booka suggests tipping the whole box over on top of a tarp in the bright sunlight and mounding it into a broad pyramid. As the worms tunnel deeply to avoid the sunlight, you can scoop off the top of the pyramid and then dump everything back in your box and keep processing.



STUPENDOUS NOVICE ONLY MINI SHOW:

9 contestants exhibited 91 blooms, making judges Tinnee and Lou C work hard to choose Baker Bill's Best in Show, Kenora Jubilee. Mike and Martha snazzed up their stunning Rolf entry with lovely black stones in a meditative



entry. Peg earned blue with a lovely NXO, Lorona Dawn. DJ took firsts with both Elfin (pom) and Elvira. Pat displayed a resplendent Powder Puff Polka and a wonderful Summer Rain. Mitzu and Amy introduced us to a new anemone, Wannabe from Swan Island: unusual color and great form. An NX—fully double novelty—momentarily poleaxed the judges. John Mani's Cactus Silkus looked like an unusual dahlia and responded to scrutiny unusually: fake flowers do that. Our Sweepstakes Winner of the night, Devi, staged 8 firsts climaxing with x5 Hollyhill Spider Women. Wow!



THE GENEROSITY

OF FRIENDS:



Lou C generously donated vanilla wafers which complimented Devi's sugar cookies. Health-conscious Pat brought sugar-free candy bars and cherries. We gobbled up Ron and Joann's frosted brownies and slurped their apple juice. Baker Bill baked a yummy pineapple upside down cake. Peg made such devastating chocolate marshmallow yummys that several people kept slipping back during the lecture to "have just one more."



SAN LEANDRO FIRST BLOOMS!


What a spectacular first Show! Stunning B's and BB's fiercely overflowed the tables and filled up floor space. Andrew Baxter captured Novice Sweepstakes. Congrats to Tinnee for her Best WL, Pam Howden and her Paradise Introduction, Fusion. Frank ribboned with Best Corralitos Intro, Elfin. Verrone's Morning Star, a cool NXO, stayed on the head table for the Mortons. DJ scored thrice with Elvira (peony), Best Almand intro with Al Almand and Best Novice Bloom, a magnificent Holly Hill Electra. The Juuls presented x5 perfect little Mathew Juuls as well as 2011 Intro, Verrone's Obsidian, the dahlia which might earn ADS's first BLACK color designation! A darling Bristol Fleck won Best Variegated for Marcia and Barry. Team Dietz scored with a floating Carmen Bunky and x3 Jessica for bi-color cash. Lots of x3 and x5 accreted Team Dietz Amateur Sweepstakes. From the Stier stable galloped 5 Zorros—just eye popping! Roy also blew away the 3 Bloom/1 Form category with Spartacus, Vassio Meggos and a growling Harvey Koop. Moreover, the Stiers captured Largest in Show with a gargantuan Inland Dynasty. Kevin and Karen's newest Pom, Elfin, graced the Court of Honor along with x5 Rose Toscano and x3 Embrace ultimately earning them Open Sweepstakes. Their Olsen's Folly trounced Jessica for Best Bi. So while many growers took pride in their Big Achievements, John Morton declared San Leandro "The Lou Paradise Show." Lou's spectacular Kenora Jubilee stood proudly as Best Large in Show, matching his handsome Best Small, Mary's Jomanda. His new yellow stellar and Second Year orange BB took Best M. Lou calculatingly secured Scattered as a Hall of Fame Candidate and re-crowned Veca Lucia as Hall of Fame winner. His Chimacum Julias (x3), Arulen Princess, Mary's Jomanda and Poohs kept each other rosy company on the Court of Honor.



John Morton declared San Leandro "The Lou Paradise Show." Lou's spectacular Kenora Jubilee stood proudly as Best Large in Show, matching his handsome Best Small, Mary's Jomanda.



His new yellow stellar and Second Year orange BB took Best M. Lou calculatingly secured Scattered as a Hall of Fame Candidate and re-crowned Veca Lucia as Hall of Fame winner. His Chimacum Julias (x3), Arulen Princess, Mary's Jomanda and Poohs kept each other rosy company on the Court of Honor.





TOO COOL TO DROOL FOR:



Lou's lavender seedling BB FD with white tips captured many wishes. The orange M IC, Kim, a new intro from Curtis, beguiled many for its tight form and excellent substance. Another IC, this time a BB, Scott's Jeanette B, magenta with excellent incurvature, made the Juuls proud. Roy's splendid Bristol Stripe and Deborah's Rolf were eclipsed for People's Choice by Frank's malevolent Harvey Koop. Roy exhibited a Camano Concord with a great stem and velvety magenta color. Tinnee's purple single seedling caught eyes not only for its dark foliage but also for its unusual dark centers. Many people coveted the striking A ID BI R/W AC Clouds and Rain from Lou P. People could certainly see why Greenway named his orange stellar AC Rooster!



Pat's practically crowded on the table. Corralitos Dahlias brought 20 4' tall flowering dahlia plants in; Kevin sold these to help raise money for the national show. Leslie brought khaki National Show aprons, which sold quickly, too. Someone baked shortbread pralines to boost the spirits of exhibitors staging through the night---so exquisitely delicious! Many thanks to Lena and Randy for sharing beautiful squash from their garden.



ANNUAL DSC DAHLIA PICNIC:

Mark your calendars for Saturday, September 17 for our annual potluck dahlia picnic. Invite your friends, neighbors and dahlia admirers. Have them bring a tasty dish to share with their soon-to-be new friends. Erik has arranged for a fire truck and Gigi the Clown to entertain the children in us all. We would surely appreciate any help setting up from 9 to noon before the festivities get under way. CU there!



PUBLIC GARDEN CHECK IN:

Cabrillo Sidewalk Garden floods the neighborhood with color. Check out the fine Rolfs, cool anemones and humongous Bryn Terfels. Beresford has achieved max bloom. DJ educates the public at every watering opportunity. Special thanks to Frank for giving an impromptu docent tour at the Dahlia Dell! Visitors love learning more about our favorite flower.



Midnight Star



SUMPTUOUS SEPTEMBER:

Dahlias achieve their most magnificence now so spread the glory: throw a garden party, generously give blooms away, photograph for your records and for the photo contests coming up. Come to our annual Dahlia Dell Picnic, Saturday, September 17 from 1-5 PM. Starting to spot mildew? Strip all leaves with mildew and spray with Hoist, FungiFighter or other commercial antifungals of which there are "cides" and "green" types. The web cites all sorts of home remedies for mildew including baking powder or milk and cornmeal. I am doubtful about these nostrums but let me know if they've been successful for you. Check all your labels NOW while you can still see excellent examples of your blooms. (Remember the dire words of Lou Paradise, "A dahlia without a name is just a weed." Rogue: toss any dahlia that has failed to thrive. You don't want to propagate these bums any longer. Continue dahlia bondage: support the heavier and more stately plants with strong twine. If heavy dew or blaring sun tarnishes your blooms, try lashing a golf umbrella to a sturdy stake to protect them. Mitzu and Amy have the ultimate gopher solution: their predatory kitty. Lavishly rewarded for pouncing on varmints, their cat patiently awaits their popped up heads to deliver such a satisfying coup de gras. Fertilize one final time. I am trying Dr. Earth's probiotics which in addition to n-p-k adds mycorrhizae. We'll see..... www.drearth.com. Keep well deadheaded and disbudded now. Bring some entries to our Open for All Mini Show to delight and educate us all.

Yours in Dirt,

Deborah

Dahlia Society of California, Inc., San Francisco, CA -- Copyrighted



Editor: Deborah Dietz
Page layout: Mike Willmarth
Photo credits: Hart, Eckelbarger, and Dietz

Wishing you had access to the past 12 months of dahlia doings? [Click here for past newsletters](#)